



District Report Card: 2017


State: Telangana	District: Yadadri
Class: 3	Subject: Language
Schools: 60	Students: 651


Participation/Coverage


Students

GENDER 	Boys		Girls	
	Number	%	Number	%
	313	48.08	338	51.92

AREA 	Rural		Urban	
	Number	%	Number	%
	577	88.63	74	11.37

CATEGORY 	SC		ST		OBC		GEN	
	Number	%	Number	%	Number	%	Number	%
	171	26.27	45	6.91	394	60.52	41	6.30

CWSN 	LD	VI	HI	S&LD	ID	Oth
	2	1	0	2	2	0

Management 	Government		Government-aided	
	Number	%	Number	%
	620	95.24	31	4.76

Average Performance of Students in Language (%)

Overall	Gender		Area		Management		Social Group			
	Male	Female	Rural	Urban	Govt.	Aided	SC	ST	OBC	GEN
60.73	58.94	62.39	62.22	49.10	61.52	44.95	58.17	62.07	61.98	57.89

Performance on Learning Outcomes (LOs)

Learning Outcomes	Description	Average Performance(%)
L304	Reads small texts with comprehension i.e., identifies main ideas, details, sequence and draws conclusions	60.86
L312	Reads printed scripts on the classroom walls: poems, posters, charts etc.	60.46

Range of Performance of Students who Answered Correctly							
Below 30%		30% - 50%		50% - 75%		Above 75%	
Number	%	Number	%	Number	%	Number	%
77	11.83	126	19.35	268	41.17	180	27.65

Lowest Performing Learning Outcomes (LOs)

1 - Reads printed scripts on the classroom walls: poems, posters, charts etc. (60.46)

2 - Reads small texts with comprehension i.e., identifies main ideas, details, sequence and draws conclusions (60.86)